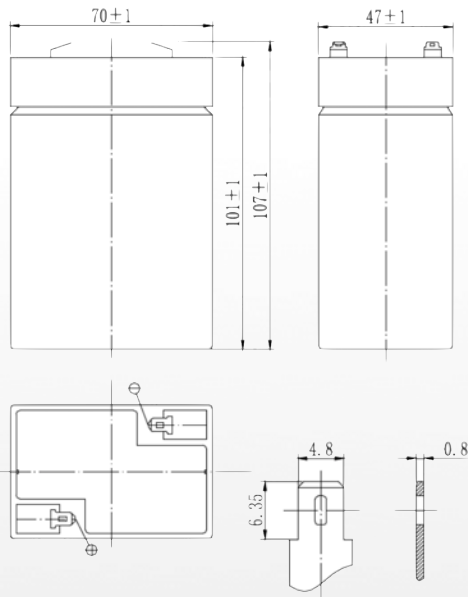


## Maintenance free sealed lead acid batteries *APS General Purpose Series*

### APS604.5 (6V 4.5Ah)



Approx. Weight: 0.78 Kg

#### APPLICABLE STANDARDS

- JIS, DIN, IEC60896-2, BS 6290-4, IATA, UL, CE

#### APPLICATIONS

- Emergency power systems
- Telecommunications
- Emergency lighting
- Control equipment
- Alarm & security systems
- Cable TV
- Medical equipment
- Power tools
- Toys



**APS General Purpose Series** batteries are designed for applications such as UPS, telecom, electrical utilities etc. With 5 years design life, the batteries comply with the most popular international standards such as IEC896-21/22, BS6290-4, Eurobat Standard Commercial. The battery container and cover are available in both UL94V0 flame retardant ABS or HB ABS plastic. With more than 15 years of production experience the **APS General Purpose Series** of VRLA batteries are recognized as one of the most reliable and high quality battery system in the industry.

#### INNOVATIVE FEATURES

- Absorbent Glass Matt (AGM) technology
- Computer designed lead-calcium tin alloy grid
- Superior energy density
- Low internal pressure
- Low self-discharge
- Useable in any orientation
- Optional flame Retardant ABS container
- UL-recognized component.

#### TECHNICAL SPECIFICATIONS

Voltage ..... 6 volt nominal  
 Plate alloy ..... Lead Calcium  
 Container/Case ... ABS  
 Charge voltage .... Float: 13.6 to 13.8 V @ 25 deg C  
 IR ..... 22mΩ, fully charged @ 25 deg C  
 Max. Recharge .... 0.4 C20 (Amperes)  
 Max. Discharge .... 67.5 Amperes  
 Shelf life ..... 6 months @ 25 deg C  
 Design life ..... 5 years

# APS604.5 Technical Specifications

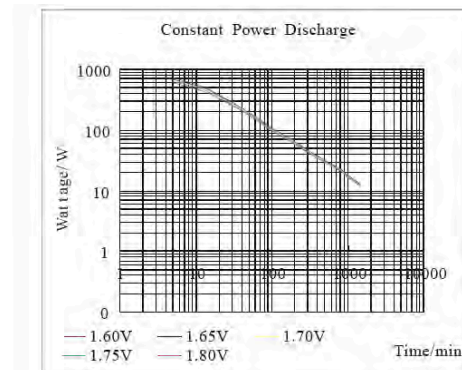
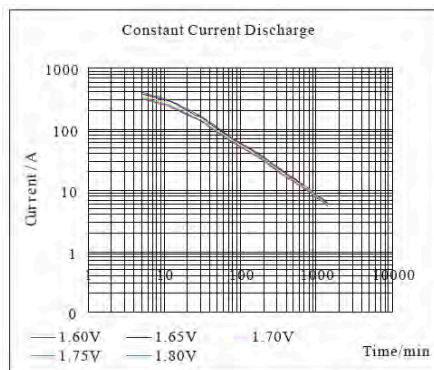
## Constant Current Discharge Data\* (Amperes @ 25°C)

End Voltage Per cell/V	5min	10min	15min	30min	1hr	3hr	5hr	10hr	20hr
<b>1.60</b>	16.0	11.2	9.00	4.80	3.06	1.24	0.78	0.47	0.233
<b>1.65</b>	15.2	10.7	8.60	4.61	2.95	1.20	0.76	0.46	0.231
<b>1.70</b>	14.3	10.1	8.19	4.41	2.83	1.16	0.74	0.45	0.228
<b>1.75</b>	13.4	9.50	7.77	4.19	2.71	1.11	0.72	0.44	0.225
<b>1.80</b>	12.5	9.00	7.33	3.98	2.58	1.06	0.69	0.43	0.221

## Constant Power Discharge Data\* (Watts per cell @ 25°C)

End Voltage Per cell/V	5min	10min	15min	30min	45min	1hr	2hr	3hr	5hr
<b>1.60</b>	32.0	22.3	17.1	9.67	7.50	5.80	3.41	2.46	1.59
<b>1.65</b>	30.0	21.0	16.3	9.18	7.14	5.56	3.31	2.40	1.56
<b>1.70</b>	28.0	19.7	15.5	8.69	6.78	5.30	3.20	2.34	1.53
<b>1.75</b>	26.0	18.4	14.8	8.18	6.40	5.05	3.08	2.27	1.50
<b>1.80</b>	24.1	17.1	13.8	7.68	6.00	4.78	2.94	2.19	1.46

\*All data is within standard production tolerances, electrical values are approximate and APS reserves the right to modify data without prior notice. NB. The above characteristics data are average values obtained within three charge/discharge cycles not minimum values.



**APS Singapore**  
 20 Havelock Road  
 #02-04 Central Square  
 Singapore 059765  
 Singapore  
 Tel: +65 6536 8745  
 sg.info@apspowersolutions.com

**APS Australia**  
 PO Box 163  
 Floreat, WA 6014  
 Western Australia  
 Australia  
 Tel: +61 (0)429 212 927  
 au.info@apspowersolutions.com

**APS Europe**  
 Avebury House  
 St. Peter Street, Winchester  
 Hampshire, SO23 9EH  
 United Kingdom  
 Tel: +44 (0)751 809 9728  
 eu.info@apspowersolutions.com